

SLIM COVER

600 - 900 - 1200 - 1600 - 1800



More info



Quadro controllo funzioni/
Function control panel



Formato monoasse/
Single-axis format



Cabina a volta/
Vaulted cabin



Rapid wash/
Rapid wash



Staffa in fibra di carbonio/
Carbon fiber bracket



SLIM COVER


600 - 900 - 1200 - 1600 - 1800

5
models

Also for
large
formats

Full
application
kit

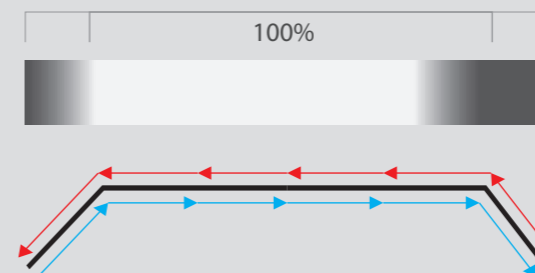
Macchina per grandi formati costruita interamente in acciaio inox AISI 304. Cabina a volta unica ispezionabile tramite apertura laterale, con reti anti over-spray e protezione cinghie.
Airless system for big sizes, wholly made of AISI 304 stainless steel. Single vault cabin to be inspected through side opening, with anti over spray nets and belts protection.



CURVA DI APPLICAZIONE SMALTO/ GLAZE APPLICATION CURVE

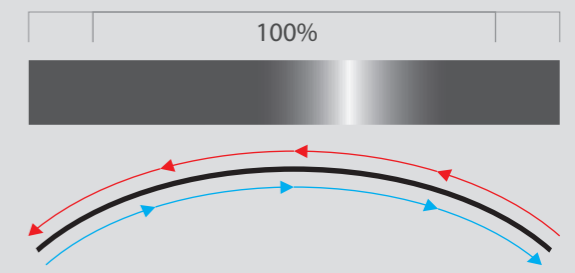
AIRPOWER Software VS applicazione tradizionale/ AIRPOWER Software VS traditional application

AIRPOWER Software



Curva di applicazione a velocità costante e controllata. Applicazione del prodotto corretta.
Application curve at a constant and controlled speed. Correct product application.

Step by step Application



Curva di applicazione a velocità non costante. Applicazione del prodotto non corretta.
Application curve at a non-constant speed. Incorrect product application